


Crusader Reading Journal



Directions, Requirements, & Grading:

Welcome to your Crusader Reading Journal! Use this journal to reflect, document, create, and analyze your book while you read this summer.

Although many of the books are fictional and prompts may refer to “characters,” the prompts are meant to also work for any of the nonfiction texts; therefore, those reading the nonfiction books can consider “character” to be the author or narrator of their book.

You can complete pages as you read, but you must finish the journal once you finish your book. Follow the instructions for each page; however, you can complete the pages in whatever order you would like. Have fun with it!

Requirements for all students:

- Decorate the front cover—it can connect to the book specifically or just reflect your own personal style and preference. Either way, the front cover should at least include your book’s title and your name somewhere. Try to fill the space fully.

Plagiarism Statement:

As a student at St. Michael-St. Gabriel, you understand that all work in this journal should follow our school Plagiarism policy and should be authentically your own. Plagiarism of work by another student or an outside source will result in a zero on this assignment, as well as a school detention.

This journal belongs to:

WRITE YOUR NAME HERE

WRITE YOUR SUMMER READING BOOK TITLE HERE

WRITE YOUR FAVORITE CHARACTER'S NAME HERE

WRITE YOUR GRADE HERE

WRITE YOUR ENGLISH TEACHER'S NAME HERE - **Wait until school begins to include this.**

WRITE YOUR FAVORITE FOOD HERE

WRITE YOUR DREAM PROFESSION HERE

**Your journal is due the second week of school to your English teacher.
You will be able to turn your journal in the first week of school.**

Read Directions Carefully.

- 1. Read your book.**
- 2. Use this journal to document your reading.**
- 3. Follow the instructions on every page.**
- 4. Order of completion is not important.**
- 5. Don't hold back!**

POST IT!

Fill this whole page with different post-it notes about your book. Questions, facts, summarizations, comments, and predictions are just a few ideas that you could use!
You must have page #s and full sentences.

Getting to Know Your Book

CHARACTERS: Write down the names of three of the characters in your book AND, in a few sentences, describe the character. Put a star by the character you liked the most.

Character 1:

Character 2:

Character 3:

Plot: In a few sentences, write about one conflict or problem that a main character faces. Then explain how that conflict or problem is resolved or fixed.

New addition:

Create a new character or event for the novel that would alter the book's resolution.


Describe how this one person or event has the power to change the outcome.

Write 7 to 10 sentences. In your answer, be sure to

-explain how this character was introduced or how this event occurred.


-describe the person or explain the event.

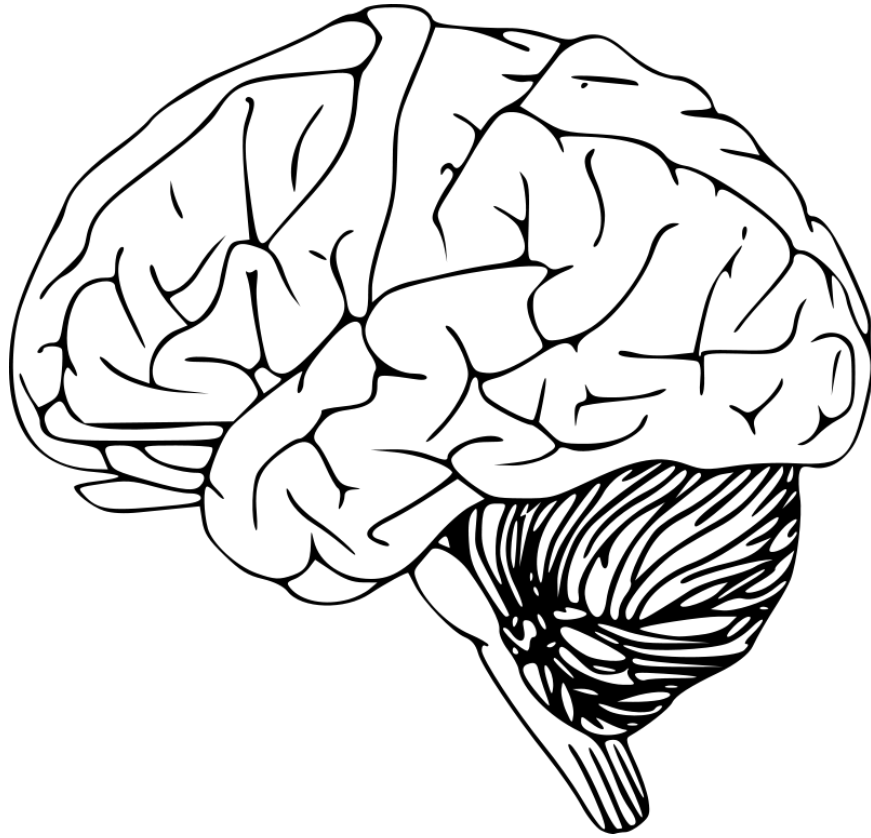
-use the characters' names (do not use pronouns).



Casting Director

If you were to make a movie about your book who would you hire to play the main characters and why? List all of the main characters, the actors you would hire and your justification in the space below. After you've cast your film, in the space provided create a movie poster with your cast.





Think of Me

[How has this book changed your thinking? Inside the brain, write one word or phrase that has changed for you after reading your book. In the space below in a 5-9 sentence paragraph, explain how this book made you question or rethink this word or phrase.]

REWRITE:

You get the opportunity to rewrite the ending of the book for future readers! Pick up where the author left off, or identify a moment in the text that you see as a possible turning point, and then describe the direction you wish the book had taken.

Write 1 paragraph using specific details. Then write 1 paragraph explaining why your ending would be better.

A spiral-bound notebook page with a vertical line and horizontal lines for writing. The page is yellow and has a spiral binding on the left side. The vertical line is positioned on the left side of the page, and the horizontal lines are spaced evenly across the page.

Character 4 Square

Choose one character from the book and fill in the boxes according to the directions for that particular square.

Character's Name _____

Write at least six adjectives that describe your character.

What is your character's greatest desire (or goal) in life?

Draw symbols that represent your character or your character's struggle. Include at least 2.

What does your character need most?

